



TERRY FOX Lesson Plan

Sharing his story with your students

Lesson: Soundtrack of Terry's Life

Learning Goal: Terry Fox experienced various roadblocks and successes in his life before and during the Marathon of Hope. In this lesson, students will analyze lyrics from various songs to assign them to an important part of Terry Fox's life.

Materials/Media:

- Appendix A: Soundtrack of Terry's Life template
- Appendix B: Soundtrack of Terry's Life example
- Appendix C: Soundtrack of Terry's Life rubric
- Terry Fox print materials – articles, books
- Access to YouTube via Internet
- Computer access for word processing and publications
- 12x12 cm card stock squares

Instructions:

1. Begin by going through Terry Fox's biography – one can be obtained online, from a book or from materials provided to schools by The Terry Fox Foundation.
2. Read through Terry's story so students have a good idea of what he went through.
3. As a group, discuss the stages of Terry Fox's life. For example, some stages might include childhood, basketball dreams, car accident, diagnosis, treatment, the Marathon, Thunder Bay, going home, saying goodbye and a legacy. These can vary; students will have approximately 8 to 10 areas of Terry's life to get the most out of the assignment.
4. Once the class has decided the stages, students will discuss different samples of music that would be complementary to that point in Terry's life. Give them an example of a finished "soundtrack", demonstrating a way for kids to tell Terry's story through musical composition.
5. Each student will create a Terry Fox soundtrack. They will select a song for each stage of Terry's life, as determined by the class in the core learning activity section.
6. Allot computer time for students to look up songs on YouTube, if necessary.
7. Once they have selected their songs, Appendix A: Soundtrack of Terry's Life" template must be completed.
8. After the musical and written composition is complete, a CD cover can be designed. Design can be by hand or on a computer-publishing program. 12x12 centimeter card stock. Squares can be distributed to put good copies of covers on.

Extension: Use Photo Story 3 or another similar program to create a visual slideshow to go along with their Terry Fox Soundtrack.

Assessment: Teachers can assess Appendix A: Soundtrack of Terry's Life" template,. Assessment of this entire lesson is also covered using Appendix C: Soundtrack of Terry's Life rubric.

Curriculum Expectations:

Music

- Create musical compositions for specific purposes and audiences.
- Express detailed personal responses to musical performances in a variety of ways.

Writing

- Generate ideas about a potential topic and identify those most appropriate for the purpose.
- Sort and classify ideas and information for their writing in a variety of ways.


Visual Arts

- Create two- and three-dimensional art works that express feelings and ideas inspired by their own and other's points of view.

Appendix A: Soundtrack of Terry's Life template

Event in Terry's life: _____


Justification for choice (below):



Song choice: _____

Event in Terry's life: _____


Justification for choice (below):



Song choice: _____

Event in Terry's life: _____

Justification for choice (below):




Song choice: _____

Appendix B: Soundtrack of Terry's Life example

Event in Terry's life: _____ *Childhood*


Justification for choice (below):

 _____ *I chose Hakuna Matata from the Lion King because it means*
_____ *"no worries". As a child, Terry had no worries.*

Song choice: _____ *Hakuna Matata (The Lion King)*

Event in Terry's life: _____ *Basketball Dreams*


Justification for choice (below):

 _____ *I chose Eye of the Tiger because the song says "rising up to*
_____ *the challenge". Terry was determined to play basketball and*
_____ *never gave up.*

Song choice: _____ *Eye of the Tiger (Survivor)*

Event in Terry's life: _____

Justification for choice (below):

 _____

Song choice: _____

Appendix C: Soundtrack of Terry's Life Rubric

Criteria	Level 4	Level 3	Level 2	Level 1
Song Choice and Justifications	I have written thorough and complete justifications for all my songs.	I have written complete justifications for all my song choices.	I have written justifications for all of my song choices.	I have written justifications for some of my song choices.
CD Cover	My CD cover has bright colours; my title stands out. It's eye catching and done neatly.	My CD has some bright colours and my title is easily read. It is done neatly.	My CD has few bright colours and my title is hard to read. It's been rushed.	My CD doesn't have bright colours. My title is not present and is messy.
Spelling and Grammatical Errors	My soundtrack project has 0 to 1 spelling and grammatical errors.	My soundtrack project has 2 to 4 spelling and grammatical errors.	My soundtrack project has 5 to 7 spelling and grammatical errors.	My soundtrack project has more than 8 spelling and grammatical errors.

Soundtrack of Terry's Life Rubric

Criteria	Level 4	Level 3	Level 2	Level 1
Song Choice and Justifications	I have written thorough and complete justifications for all my songs.	I have written complete justifications for all my song choices.	I have written justifications for all of my song choices.	I have written justifications for some of my song choices.
CD Cover	My CD cover has bright colours; my title stands out. It's eye catching and done neatly.	My CD has some bright colours and my title is easily read. It is done neatly.	My CD has few bright colours and my title is hard to read. It's been rushed.	My CD doesn't have bright colours. My title is not present and is messy.
Spelling and Grammatical Errors	My soundtrack project has 0 to 1 spelling and grammatical errors.	My soundtrack project has 2 to 4 spelling and grammatical errors.	My soundtrack project has 5 to 7 spelling and grammatical errors.	My soundtrack project has more than 8 spelling and grammatical errors.