



TERRY FOX Lesson Plan

Sharing his story with your students

Lesson: Language Arts – Dear Terry

Learning Goal: Terry Fox consistently set goals for himself in his life. His goals varied from something as simple as making the basketball team in high school to one as monumental as running across Canada for cancer research. In this lesson, students will write letters to their parents detailing the character traits Terry Fox exemplified in his life that they most admire and wish to emulate.

Materials/Media:

- Appendix A: Character Traits
- Appendix B: Dear Terry Rubric
- [Video: Terry Fox – 30 Years of Hope](#)
- Access to computers

Instructions:

1. Distribute Appendix A: Character Traits to each student.
2. Show students the video Terry Fox: 30 Years of Hope.
3. As students are watching the video, they should jot down examples of things Terry does and says for each character virtue from your school's character initiative.
4. Teacher will model the writing of a letter. This letter can be written to anyone regarding any topic – it is simply scaffolding how to write a letter for the students.
5. Put on chart paper and leave up in the classroom as a model.
6. Give students time to write a rough draft of a personal letter to someone about the upcoming Terry Fox event at school. They can describe the event, the school's challenge and how the event is run. They can also explain why the school does the Terry Fox Run/Walk and why it is important to donate.
7. Using the formal letter writing process, students will use the organization chart to write a letter to their parents, telling them what they admire about Terry Fox and how he is a role model.
8. Students will explain the character initiative for their school and provide examples of how Terry fulfills each of the character initiatives.
9. To finish the letter, students will explain what trait they admired most in Terry, and create a plan to become more like him in that way.







Extension: Students can write a letter to Terry, detailing the characteristics Terry showed that they most admire and want to emulate.

Assessment: Teacher edits of rough drafts will be followed to ensure accuracy in their final products. Final drafts can be assessed with Appendix B: Dear Terry Rubric.







Curriculum Expectations:

- Gather information to support ideas for writing, using a variety of strategies and a range of print and electronic resources.
- Sort and classify ideas and information for their writing in a variety of ways.
- Make revisions to improve content, clarity and interest of their written work.

Appendix A: Character Traits



Label each circle with one of your school's character traits. Provide an example how Terry shows that characteristic based on the video you just watched.



Appendix B: Dear Terry Rubric

Criteria	Level 4	Level 3	Level 2	Level 1
Follows Letter Writing Example (date, salutation, conclusion, paragraphs etc.)	My letter follows the elements of a formal letter and includes all necessary parts with a high degree of effectiveness.	My letter follows the elements of a formal letter and includes all necessary parts with effectiveness.	My letter follows the elements of a formal letter and includes all necessary parts with some effectiveness.	My letter follows the elements of a formal letter and includes all necessary parts with limited effectiveness.
Links to the Character Traits	My letter links Terry to all 8 character traits.	My letter links Terry to 6 or 7 character traits.	My letter links Terry to 4 or 5 character traits.	My letter links Terry to less than 3 of the character traits.
Spelling and Grammar	My polished letter makes 0 to 1 spelling and grammatical errors.	My polished letter makes 2 to 4 spelling and grammatical errors.	My polished letter makes 5 to 7 spelling and grammatical errors.	My letter makes more than 8 spelling and grammatical errors.
Follows Teacher Edit	I follow every edit on my rough draft that was checked by my teacher.	I follow most edits on my rough draft that was checked by my teacher.	I follow some edits on my rough draft that was checked by my teacher.	I follow few edits on my rough draft that was checked by my teacher.

Dear Terry Rubric

Criteria	Level 4	Level 3	Level 2	Level 1
Follows Letter Writing Example (date, salutation, conclusion, paragraphs etc.)	My letter follows the elements of a formal letter and includes all necessary parts with a high degree of effectiveness.	My letter follows the elements of a formal letter and includes all necessary parts with effectiveness.	My letter follows the elements of a formal letter and includes all necessary parts with some effectiveness.	My letter follows the elements of a formal letter and includes all necessary parts with limited effectiveness.
Links to the Character Traits	My letter links Terry to all 8 character traits.	My letter links Terry to 6 or 7 character traits.	My letter links Terry to 4 or 5 character traits.	My letter links Terry to less than 3 of the character traits.
Spelling and Grammar	My polished letter makes 0 to 1 spelling and grammatical errors.	My polished letter makes 2 to 4 spelling and grammatical errors.	My polished letter makes 5 to 7 spelling and grammatical errors.	My letter makes more than 8 spelling and grammatical errors.
Follows Teacher Edit	I follow every edit on my rough draft that was checked by my teacher.	I follow most edits on my rough draft that was checked by my teacher.	I follow some edits on my rough draft that was checked by my teacher.	I follow few edits on my rough draft that was checked by my teacher.